

# Datacomp Web Technologies (I) Pvt. Ltd.

INVESTMENTS EMPOWERED.

C-205/206, Crystal Plaza,  
New Link Road, Andheri (W), Mumbai-400053  
Tel: (022) 40601000  
E-Mail: Support@fundzmagic.com

## Comprehensive Portfolio Chart Report

Comprehensive Portfolio Chart

Date : 02/07/2008

Page No. 1

### [C00015] Mahavir Jain

Jain Plaza, Horniman Circle, Fort Mumbai 400001

#### Portfolio Summary

Fund Name	Folio No.	No.of Units	Avg.Cost	NAV	NAV Date	Market Value
<b>Mahavir Jain</b>						
HDFC Growth Fund (D)	3673161/08	1684.512	29.6822	27.8050	26/06/08	46838
ICICI Pru Infrastructure Fund (D)	3047869/01	2448.838	20.4178	12.4400	26/06/08	30464
ICICI Pru Services Ind. (D)	3047869/01	2551.952	19.5928	10.8100	26/06/08	27587
SBI Magnum Global (D)	8824696	2309.618	30.3080	25.8100	26/06/08	59611
Reliance Diversified Power Divi(D)	41341623096	6036.103	41.4175	37.2845	26/06/08	225053
Sundaram Select Midcap (D)	1152249/42	7345.943	17.0162	15.7136	26/06/08	115431
Sundaram Select Midcap (D)	1071346/57	2499.388	19.2047	15.7136	26/06/08	39274
<b>Ashok S Jain</b>						
Tata Infrastructure Fund - (D)	1528855/80	7261.251	24.1005	20.1076	26/06/08	146006
Sundaram Select Midcap (D)	1071350/45	2499.388	19.2047	15.7136	26/06/08	39274
Sundaram Select Midcap (G)	1150867/17	243.484	102.6762	91.6993	26/06/08	22327
Sundaram Select Midcap (D)	1150867/17	3110.451	16.0748	15.7136	26/06/08	48876
Reliance Diversified Power Divi(D)	41341622596	2412.351	51.8167	37.2845	26/06/08	89943
Reliance Equity Oppo. (D)	41341622596	2506.703	19.9465	15.7130	26/06/08	39388
ICICI Pru Infrastructure Fund (D)	3056532/08	1179.802	21.1900	12.4400	26/06/08	14677
ICICI Pru Services Ind. (D)	3056532/08	2754.841	18.1499	10.8100	26/06/08	29780
ICICI Pru Infrastructure Fund (D)	3046795/22	1269.036	19.7000	12.4400	26/06/08	15787
<b>Madhubala M Jain</b>						
Reliance Equity Advantage Fund(G)	41350091116	2444.988	10.2250	9.4964	26/06/08	23219
<b>Sadhana Ashok Jain</b>						
Reliance Equity Advantage Fund(G)	41350091191	2444.988	10.2250	9.4964	26/06/08	23219
<b>Sajanbai S Jain</b>						
Reliance Equity Advantage Fund(G)	41350091154	2444.988	10.2250	9.4964	26/06/08	23219

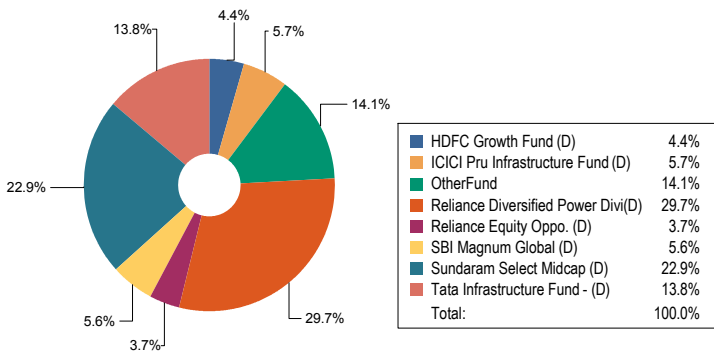
### Gain / Loss Summary

Fund Name	Folio No.	Inv. Since	Investments & Switch Ins	Withdrawals & Switch Outs	Dividend	Bal.No. of Units	Market Value	Gain/Loss	Abs.Ret (%)	XIRR (%)
<b>Mahavir Jain</b>										
HDFC Growth Fund (D)	3673161/08	09/03/07	50000	0	6738	1684.512	46838	3576	7.15	7.69
ICICI Pru Infrastructure Fund	3047869/01	18/10/07	50000	0	9885	2448.838	30464	-9652	-19.30	
ICICI Pru Services Ind. (D)	3047869/01	18/12/07	50000	0	3828	2551.952	27587	-18585	-37.17	
SBI Magnum Global (D)	8824696	28/03/07	70000	0	0	2309.618	59611	-10389	-14.84	
Reliance Diversified Power D	41341623096	09/03/07	250000	0	19464	6036.103	225053	-5483	-2.19	
Sundaram Select Midcap (D)	1152249/42	16/03/07	125000	0	0	7345.943	115431	-9569	-7.66	
Sundaram Select Midcap (D)	1071346/57	09/02/07	48000	0	6248	2499.388	39274	-2477	-5.16	
			<b>643000</b>	<b>0</b>	<b>46163</b>			<b>544258</b>	<b>-52579</b>	<b>-8.18</b>
<b>Ashok S Jain</b>										
Tata Infrastructure Fund - (D)	1528855/80	09/03/07	175000	0	21038	7261.251	146006	-7956	-4.55	
Sundaram Select Midcap (D)	1071350/45	09/02/07	48000	0	6248	2499.388	39274	-2477	-5.16	
Sundaram Select Midcap (G)	1150867/17	06/07/07	25000	0	0	243.484	22327	-2673	-10.69	
Sundaram Select Midcap (D)	1150867/17	16/03/07	50000	0	0	3110.451	48876	-1124	-2.25	
Reliance Diversified Power D	41341622596	11/10/07	125000	0	3619	2412.351	89943	-31438	-25.15	
Reliance Equity Oppo. (D)	41341622596	09/03/07	50000	0	3760	2506.703	39388	-6852	-13.70	
ICICI Pru Infrastructure Fund	3056532/08	19/11/07	25000	0	3539	1179.802	14677	-6784	-27.14	
ICICI Pru Services Ind. (D)	3056532/08	24/10/07	50000	0	6193	2754.841	29780	-14027	-28.05	
ICICI Pru Infrastructure Fund	3046795/22	18/10/07	25000	0	6345	1269.036	15787	-2868	-11.47	
			<b>573000</b>	<b>0</b>	<b>50742</b>			<b>446059</b>	<b>-76199</b>	<b>-13.30</b>
<b>Madhubala M Jain</b>										
Reliance Equity Advantage F	41350091116	08/08/07	25000	0	0	2444.988	23219	-1781	-7.13	
			<b>25000</b>	<b>0</b>	<b>0</b>			<b>23219</b>	<b>-1781</b>	<b>-7.13</b>
<b>Sadhana Ashok Jain</b>										
Reliance Equity Advantage F	41350091191	08/08/07	25000	0	0	2444.988	23219	-1781	-7.13	
			<b>25000</b>	<b>0</b>	<b>0</b>			<b>23219</b>	<b>-1781</b>	<b>-7.13</b>
<b>Sajanbai S Jain</b>										
Reliance Equity Advantage F	41350091154	08/08/07	25000	0	0	2444.988	23219	-1781	-7.13	
			<b>25000</b>	<b>0</b>	<b>0</b>			<b>23219</b>	<b>-1781</b>	<b>-7.13</b>

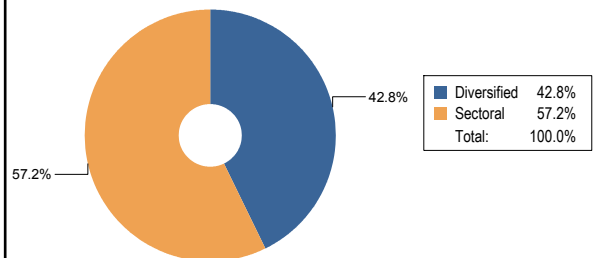
### Portfolio Exposure

Investor	Equity				Debt			Balanced		Other
	Diversified	Sectoral	ELSS	Index	Bond	Gilt	Liquid	Equity Oriented	Debt Oriented	
Mahavir Jain	164499	379759	0	0	0	0	0	0	0	0
Ashok S Jain	245638	200421	0	0	0	0	0	0	0	0
Madhubala M Jain	23219	0	0	0	0	0	0	0	0	0
Sadhana Ashok Jain	23219	0	0	0	0	0	0	0	0	0
Sajanbai S Jain	23219	0	0	0	0	0	0	0	0	0
<b>479793    580180    0    0    0    0    0    0    0    0</b>										

**Fundwise Portfolio Mix Chart**



**Portfolio Exposure Chart**

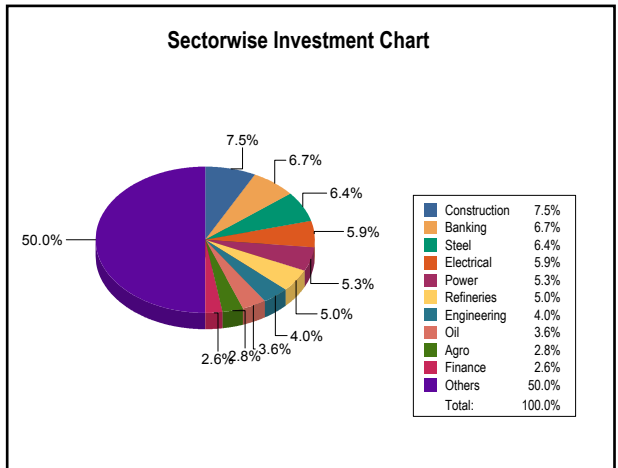
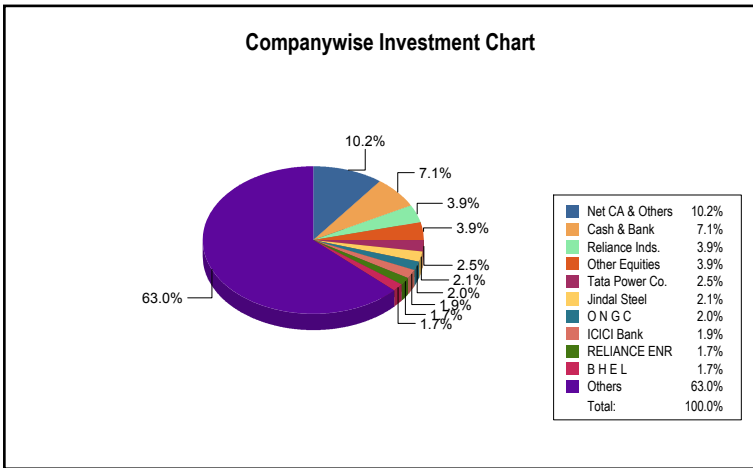


Note : Mutual Fund Investments are subject to market risks. If you find any difference between this report and your AMC statement, please contact us.

## Portfolio Asset Allocation

Companywise		
Company	Percentage Allocated	AUM
Net CA & Others	10.20	108162
Cash & Bank	7.10	75246
Reliance Inds.	3.89	41280
Other Equities	3.89	41245
Tata Power Co.	2.52	26722
Jindal Steel	2.06	21852
O N G C	2.02	21394
ICICI Bank	1.91	20273
RELIANCE ENR	1.69	17936
B H E L	1.69	17892
Others	63.02	667972
	<b>100.00</b>	<b>1059973</b>

Sectorwise		
Sector	Percentage Allocated	AUM
Construction	7.55	80009
Banking	6.72	71251
Steel	6.43	68158
Electrical	5.92	62762
Power	5.28	55918
Refineries	5.03	53282
Engineering	4.00	42426
Oil	3.62	38385
Agro	2.85	30203
Finance	2.65	28072
Others	49.95	529507
	<b>100.00</b>	<b>1059973</b>



## Funds Performance (% CAGR)

Fund Name	1 Week	1 Month	3 Months	6 Months	1 Year	3 Year	5 Year
HDFC Growth Fund (D)	-277.25	-124.68	-34.53	-56.83	3.85	29.40	39.34
SBI Magnum Global (D)	-413.55	-174.10	-46.44	-80.54	-15.52	26.56	50.87
Sundaram Select Midcap (G)	-299.43	-133.56	-26.29	-73.85	-6.11	30.39	48.07
Sundaram Select Midcap (D)	-299.40	-133.56	-26.29	-73.84	-6.09	32.82	49.63
Tata Infrastructure Fund - (D)	-292.97	-141.27	-41.61	-68.91	6.56	36.40	0.00
ICICI Pru Services Ind. (D)	-333.16	-169.66	-57.02	-77.12	-17.35	0.00	0.00
ICICI Pru Infrastructure Fund (D)	-284.50	-156.81	-45.65	-61.97	13.22	0.00	0.00
Reliance Diversified Power Divi(D)	-252.47	-152.00	-44.28	-61.16	29.57	52.25	0.00
Reliance Equity Oppo. (D)	-316.98	-141.66	-41.29	-73.98	-15.40	22.46	0.00
Reliance Equity Advantage Fund(G)	-207.40	-117.57	-29.93	-55.07	0.00	0.00	0.00

## Folio Ledger

Date	Description	Trade Price	Debits		Credits		Balance Units
			Amount	Units	Amount	Units	

### Mahavir Jain

Fund Name							Folio No.
SBI Magnum Global Fund 94 - DIVIDEND							8824696
28/03/07	Initial Purchase	27.5100	-	-	10000.00	363.504	363.504
19/04/07	Purchase	28.6000	-	-	10000.00	349.650	713.154
18/05/07	Purchase	30.0900	-	-	10000.00	332.336	1045.490
22/06/07	Purchase	31.1400	-	-	10000.00	321.130	1366.620
24/07/07	Purchase	32.8900	-	-	10000.00	304.044	1670.664
21/08/07	Purchase	29.7200	-	-	10000.00	336.474	2007.138
17/09/07	Purchase	33.0600	-	-	10000.00	302.480	2309.618
					<b>70000.00</b>	<b>2309.618</b>	

Fund Name HDFC Growth Fund - Dividend Plan

Folio No. 3673161/08

Note : Mutual Fund Investments are subject to market risks. If you find any difference between this report and your AMC statement, please contact us.

<b>Fund Name</b> HDFC Growth Fund - Dividend Plan							<b>Folio No.</b> 3673161/08	
09/03/07	SIP	24.1490	-	-	10000.00	414.096	414.096	
19/06/07	Purchase	29.5700	-	-	10000.00	338.181	752.277	
24/07/07	Purchase	32.7800	-	-	10000.00	305.064	1057.341	
16/08/07	Purchase	30.7510	-	-	10000.00	325.193	1382.534	
11/09/07	Purchase	33.1150	-	-	10000.00	301.978	1684.512	
27/12/07	Dividend Payout	.0000	6738.05	-	-	-	1684.512	
			<b>6738.05</b>	<b>-</b>	<b>50000.00</b>	<b>1684.512</b>		
<b>Fund Name</b> Sundaram Select Midcap - Dividend							<b>Folio No.</b> 1152249/42	
16/03/07	SIP	14.7959	-	-	25000.00	1689.657	1689.657	
22/06/07	Purchase	17.0921	-	-	25000.00	1462.664	3152.321	
17/07/07	SIP	18.0508	-	-	25000.00	1384.980	4537.301	
07/08/07	Purchase	17.5958	-	-	25000.00	1420.794	5958.095	
07/09/07	Purchase	18.0135	-	-	25000.00	1387.848	7345.943	
			<b>-</b>	<b>-</b>	<b>125000.00</b>	<b>7345.943</b>		
<b>Fund Name</b> Sundaram Select Midcap - Dividend							<b>Folio No.</b> 1071346/57	
09/02/07	Initial Purchase	19.2047	-	-	48000.00	2499.388	2499.388	
09/02/07	Dividend Payout	.0000	6248.47	-	-	-	2499.388	
			<b>6248.47</b>	<b>-</b>	<b>48000.00</b>	<b>2499.388</b>		
<b>Fund Name</b> Pru ICICI Infrastructure Fund - Dividend							<b>Folio No.</b> 3047869/01	
18/10/07	Initial Purchase	19.7000	-	-	25000.00	1269.036	1269.036	
16/11/07	Dividend Payout	.0000	2538.07	-	-	-	1269.036	
19/11/07	Purchase	21.1900	-	-	25000.00	1179.802	2448.838	
28/03/08	Dividend Payout	.0000	7346.51	-	-	-	2448.838	
			<b>9884.58</b>	<b>-</b>	<b>50000.00</b>	<b>2448.838</b>		
<b>Fund Name</b> Pru ICICI Services Industries Fund - Dividend Plan							<b>Folio No.</b> 3047869/01	
18/12/07	Initial Purchase	19.0300	-	-	25000.00	1313.715	1313.715	
17/01/08	Purchase	20.1900	-	-	25000.00	1238.237	2551.952	
16/05/08	Dividend Payout	.0000	3827.93	-	-	-	2551.952	
			<b>3827.93</b>	<b>-</b>	<b>50000.00</b>	<b>2551.952</b>		
<b>Fund Name</b> Reliance Diversified Power Sector Fund - Dividend Plan (Dividend)							<b>Folio No.</b> 41341623096	
09/03/07	Initial Purchase	25.6437	-	-	25000.00	974.898	974.898	
19/06/07	Purchase	32.1601	-	-	25000.00	777.361	1752.259	
20/07/07	Purchase	36.0529	-	-	25000.00	693.425	2445.684	
13/08/07	Purchase	36.8642	-	-	25000.00	678.165	3123.849	
17/08/07	Dividend Payout	.0000	9371.55	-	-	-	3123.849	
11/10/07	Purchase	45.1298	-	-	25000.00	553.958	3677.807	
24/10/07	Purchase	46.4817	-	-	25000.00	537.846	4215.653	
12/11/07	Purchase	51.7600	-	-	25000.00	482.998	4698.651	
27/11/07	Purchase	52.9891	-	-	25000.00	471.795	5170.446	
11/12/07	Purchase	55.9735	-	-	25000.00	446.640	5617.086	
11/01/08	Purchase	59.6635	-	-	25000.00	419.017	6036.103	
28/03/08	Dividend Payout	.0000	10092.02	-	-	-	6036.103	
			<b>19463.57</b>	<b>-</b>	<b>250000.00</b>	<b>6036.103</b>		

### Ashok S Jain

<b>Fund Name</b> Tata Infrastructure Fund - Dividend							<b>Folio No.</b> 1528855/80	
09/03/07	SIP	19.2451	-	-	25000.00	1299.032	1299.032	
09/03/07	Dividend Payout	.0000	2598.06	-	-	-	1299.032	
22/06/07	Purchase	21.7494	-	-	25000.00	1149.457	2448.489	
13/07/07	Purchase	23.7279	-	-	25000.00	1053.612	3502.101	
13/08/07	Purchase	23.3823	-	-	25000.00	1069.185	4571.286	
11/09/07	Purchase	24.5615	-	-	25000.00	1017.853	5589.139	
14/09/07	Dividend Payout	.0000	11178.28	-	-	-	5589.139	
17/01/08	Purchase	32.0220	-	-	25000.00	780.713	6369.852	
23/01/08	Purchase	28.0458	-	-	25000.00	891.399	7261.251	
11/03/08	Dividend Payout	.0000	7261.25	-	-	-	7261.251	
			<b>21037.59</b>	<b>-</b>	<b>175000.00</b>	<b>7261.251</b>		
<b>Fund Name</b> Sundaram Select Midcap - Dividend							<b>Folio No.</b> 1071350/45	
09/02/07	Initial Purchase	19.2047	-	-	48000.00	2499.388	2499.388	
09/02/07	Dividend Payout	.0000	6248.47	-	-	-	2499.388	

Note : Mutual Fund Investments are subject to market risks. If you find any difference between this report and your AMC statement, please contact us.

			<b>6248.47</b>	-	<b>48000.00</b>	<b>2499.388</b>	
<b>Fund Name</b>	Sundaram Select Midcap - Growth						<b>Folio No.</b> 1150867/17
06/07/07	Initial Purchase	102.6762	-	-	25000.00	243.484	243.484
			-	-	<b>25000.00</b>	<b>243.484</b>	
<b>Fund Name</b>	Sundaram Select Midcap - Dividend						<b>Folio No.</b> 1150867/17
16/03/07	SIP	14.7959	-	-	25000.00	1689.657	1689.657
07/08/07	Purchase	17.5958	-	-	25000.00	1420.794	3110.451
			-	-	<b>50000.00</b>	<b>3110.451</b>	
<b>Fund Name</b>	Pru ICICI Infrastructure Fund - Dividend						<b>Folio No.</b> 3056532/08
19/11/07	Initial Purchase	21.1900	-	-	25000.00	1179.802	1179.802
28/03/08	Dividend Payout	.0000	3539.41	-	-	-	1179.802
			<b>3539.41</b>	-	<b>25000.00</b>	<b>1179.802</b>	
<b>Fund Name</b>	Pru ICICI Services Industries Fund - Dividend Plan						<b>Folio No.</b> 3056532/08
24/10/07	Initial Purchase	18.2000	-	-	25000.00	1373.626	1373.626
16/11/07	Dividend Payout	.0000	2060.44	-	-	-	1373.626
27/11/07	Purchase	18.1000	-	-	25000.00	1381.215	2754.841
16/05/08	Dividend Payout	.0000	4132.26	-	-	-	2754.841
			<b>6192.70</b>	-	<b>50000.00</b>	<b>2754.841</b>	
<b>Fund Name</b>	Pru ICICI Infrastructure Fund - Dividend						<b>Folio No.</b> 3046795/22
18/10/07	Initial Purchase	19.7000	-	-	25000.00	1269.036	1269.036
16/11/07	Dividend Payout	.0000	2538.07	-	-	-	1269.036
28/03/08	Dividend Payout	.0000	3807.11	-	-	-	1269.036
			<b>6345.18</b>	-	<b>25000.00</b>	<b>1269.036</b>	
<b>Fund Name</b>	Reliance Diversified Power Sector Fund - Dividend Plan (Dividend)						<b>Folio No.</b> 41341622596
11/10/07	Initial Purchase	45.1298	-	-	25000.00	553.958	553.958
12/11/07	Purchase	51.7600	-	-	25000.00	482.998	1036.956
18/12/07	Purchase	54.1277	-	-	25000.00	461.871	1498.827
11/01/08	Purchase	59.6635	-	-	25000.00	419.017	1917.844
28/02/08	Purchase	50.5554	-	-	25000.00	494.507	2412.351
28/03/08	Dividend Payout	.0000	3618.53	-	-	-	2412.351
			<b>3618.53</b>	-	<b>125000.00</b>	<b>2412.351</b>	
<b>Fund Name</b>	Reliance Equity Opportunities Fund - Dividend Plan (Dividend Option)						<b>Folio No.</b> 41341622596
09/03/07	Initial Purchase	17.4906	-	-	10000.00	571.736	571.736
19/06/07	Purchase	20.1710	-	-	10000.00	495.761	1067.497
17/07/07	Purchase	21.4105	-	-	10000.00	467.061	1534.558
16/08/07	Purchase	19.9627	-	-	10000.00	500.934	2035.492
13/09/07	Purchase	21.2219	-	-	10000.00	471.211	2506.703
19/03/08	Dividend Payout	.0000	3760.05	-	-	-	2506.703
			<b>3760.05</b>	-	<b>50000.00</b>	<b>2506.703</b>	
<b>Madhubala M Jain</b>							
<b>Fund Name</b>	Reliance Equity Advantage Fund (G)						<b>Folio No.</b> 41350091116
08/08/07	Initial Purchase	10.2250	-	-	25000.00	2444.988	2444.988
			-	-	<b>25000.00</b>	<b>2444.988</b>	
<b>Sadhana Ashok Jain</b>							
<b>Fund Name</b>	Reliance Equity Advantage Fund (G)						<b>Folio No.</b> 41350091191
08/08/07	Initial Purchase	10.2250	-	-	25000.00	2444.988	2444.988
			-	-	<b>25000.00</b>	<b>2444.988</b>	
<b>Sajanbai S Jain</b>							
<b>Fund Name</b>	Reliance Equity Advantage Fund (G)						<b>Folio No.</b> 41350091154
08/08/07	Initial Purchase	10.2250	-	-	25000.00	2444.988	2444.988
			-	-	<b>25000.00</b>	<b>2444.988</b>	

Investments include Purchases, Switch Ins, Dividend Reinvestments and Sweeps. Withdrawals include Redemptions and Switch Outs.

Note : Mutual Fund Investments are subject to market risks. If you find any difference between this report and your AMC statement, please contact us.